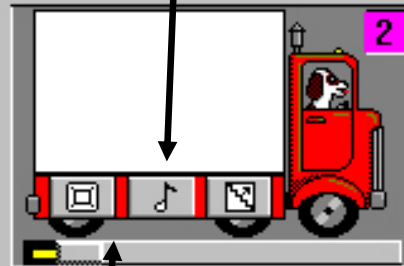


How to Create a Slideshow

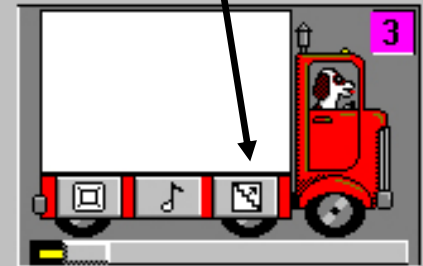
Click this button to select a picture.



Click this button to select a sound.

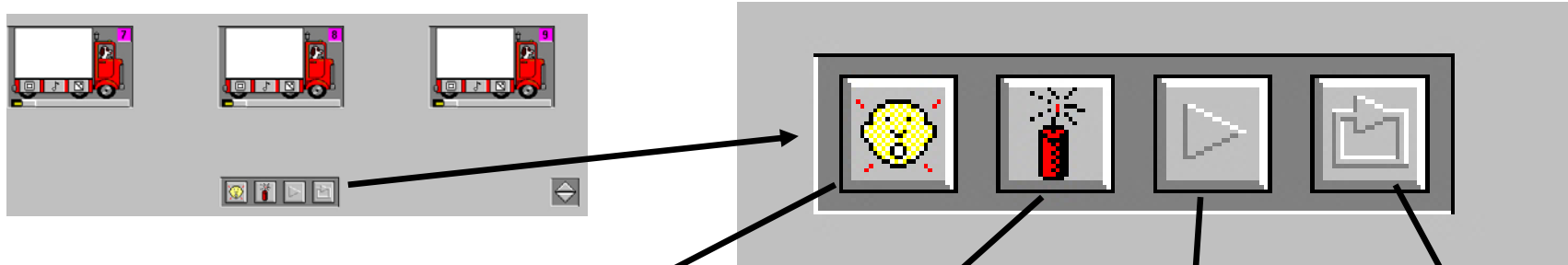


Click this button to select a transition.



This is the slide bar. It controls the amount of time your slide is viewed.

Playing the Slideshow



Click this button to undo the last thing.

Click this button to erase or remove a picture from the selected van.

Click this button to play the slideshow through once.

Click this button to play the slideshow continuously.

Saving the Slideshow

You can save the slideshow as:

- A Slide Show - This means you can only view it if you have KidPix.
- A Quick Time - This saves your show as a video movie which can then be posted on the net.
- A Standalone - This means you can view it, even if you do not have the program.